

WARNING

- Always place the product on a level surface and a safe position.
- Use it under adults supervision. Keep children from sitting on this product by themselves.
- Make sure the product is steady before use.
- Do not put the product under the sun or in frozen place.
- This product is not a toy. Do not play or throw with it.

Adult assembly required.  
Warning! Pinching Hazard!

Service hotline: 400 882 0111

Factory: Zhejiang Babyhood Baby Products Co.,Ltd  
Address:No.2, Beiyuan Road, Huangyan North Industrial Zone, Taizhou city, Zhejiang province.

03

babyhood®  
INSTRUCTION

Cookie Step Stool  
饼干垫脚凳



Please read the manual carefully and keep it well

Name	Cookie Step Stool
Item	BH-516
Age	6 months+
Standard	Q/BLS 3
Grade	qualified

ACCESSORIES  
产品配件

A



A Upper footstool X1

B




B Lower footstool X1


01

INSTALLATION  
产品安装

1.Place the lower footstool on a level surface



2.Align the upper footstool with the groove of the lower footstool, and press down to buckle.



Installation Attention:


- When heard the sound of buckling that the upper footstool is buckled with the lower footstool,the installation completed.



① Combined footstool



② Upper footstool



③ Lower footstool

02